



PRODUCTION AND DISSEMINATION OF CERAMIC WATER PURIFIERS BY HYDROLOGIC IN THE KINGDOM OF CAMBODIA

GOLD STANDARD ID	GS1020	HOST COUNTRY	Cambodia
PROJECT TYPE	 Safe water supply	METHODOLOGY	TPDDTEC, Version 3.0
PROJECT DEVELOPER	 Hydrologic Social Enterprise Company Ltd	MONITORING PERIOD	01/01/2019 to 31/12/2019 (MP2)

PROJECT SUMMARY

Hydrologic is a social enterprise that has, to date, manufactured and distributed over 380,000 water filters across Cambodia, providing clean water to more than 2 million people.

In 2019 alone, over 388 million litres of clean water were produced and 90,000 tonnes of CO₂e emissions were reduced. By filtering water instead of boiling it over a wood burning fire, Hydrologic's purifiers protected 393 hectares of Cambodian forest, and reduced diarrhea and respiratory illness, providing \$16.4 million USD in shared value benefits.

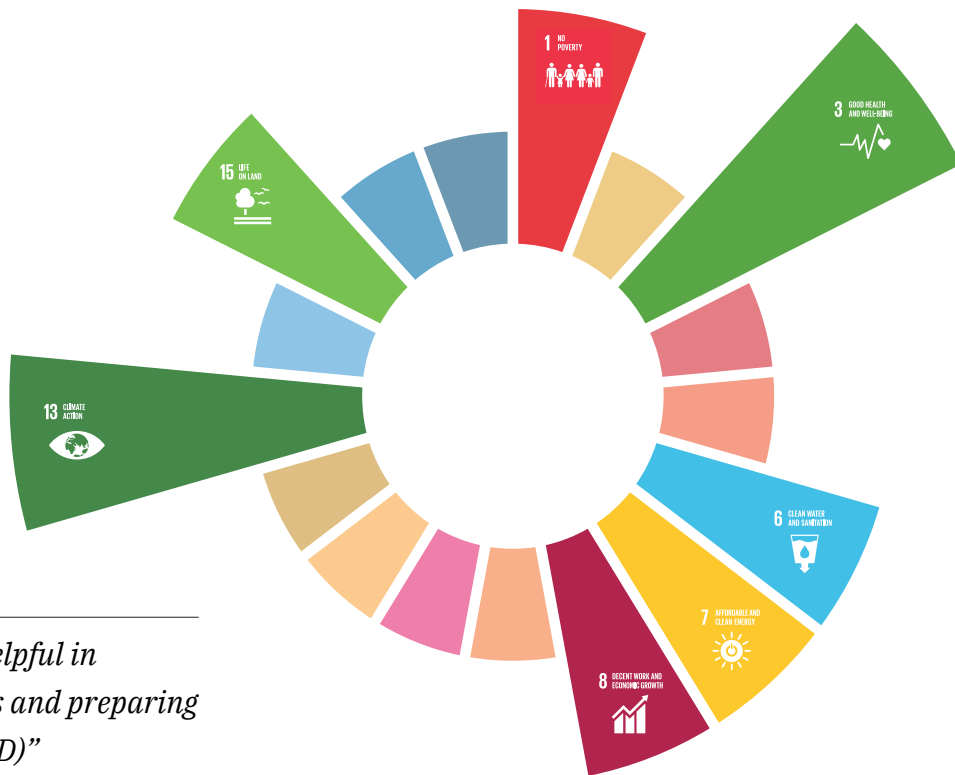
This project used the [SDG Impact Tool](#) to calculate its impacts for 2019. Access the completed [SDG Impact Tool submission](#), to see how the tool works in practice.

For more information or to support this project, please contact [Chanvibol Meng](#).



**GOLD STANDARD
CERTIFIED SDG IMPACTS**

MONITORING PERIOD
01/01/2019 TO 31/12/2019 (MP2)



“The SDG Impact Tool is really helpful in selecting the right SDG indicators and preparing the Project Design Document (PDD)”

1 No Poverty

INDICATOR 1.1.1 Average household savings i.e., decrease in expenditure on basic service such cooking, lighting, drinking

CERTIFIED IMPACT

- > **63,697 tonnes of biomass**
- > **1,062 tonnes of LPG saved/year**
- > **80.70% of households saved money**
- > **90.65% of households saved time**

3 Good Health and Well-being

INDICATOR 3.9.1 Number of households that observed reduction in PM2.5 & carbon monoxide (CO) concentration reductions

CERTIFIED IMPACT

- > **538,934 people noted less smoke in the kitchen**

6 Clean Water and Sanitation

INDICATOR 6.2.1 Proportion of population using (a) safely managed sanitation services and (b) a hand-washing facility with soap and water

CERTIFIED IMPACT

- > **246,539 people provided access to safe drinking water**

7 Affordable and Clean Energy

INDICATOR 7.3.1 Affordable and clean energy

CERTIFIED IMPACT

- > **1,006 TJ of energy saved**

8 Decent Work and Economic Growth

INDICATOR 8.5.1 Total number of jobs

CERTIFIED IMPACT

- > **90 staff employed**

13 Climate Action

INDICATOR 13.2.1 Amount of GHGs emissions avoided or sequestered

CERTIFIED IMPACT

- > **90,003 tonnes CO₂e**

15 Life on Land

INDICATOR 15.2.1 Forest areas managed sustainably for forest products including sustainable produced fuelwood avoided or sequestered

CERTIFIED IMPACT

- > **393 hectares of forest saved**

TOTAL
SHARED VALUE CREATED*
\$16.4 million

Discover more about how the *SDG Impact Tool* can help support your project development.

* Learn how shared value is calculated